

Themes

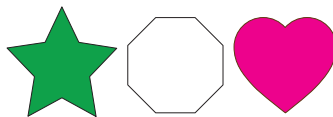
Construction Zone

Put on your hard hats and get busy! Tools, protective gear, and heavy machinery will be discussed as the children learn about the important jobs of construction workers. Blocks and boxes will allow the children to imagine, plan, and build.

Fishing Adventure

Fishing is a hobby enjoyed by people all over the world. Fish can be found in lakes, rivers, ponds, and oceans. Invite children to learn about this popular hobby by exploring types of fish, different water habitats, and the tools needed to catch the "Big One!"

Color/Shape



Letters

Ii, Jj, Kk,
Ll, Mm, Nn
Oo, Pp, Qq


Numbers

9-14

Alphabet Words

igloo, jellyfish, kite,
lollipop, mushroom, napkin,
otter, puzzle, quilt

Sign Language



Learn with Me!

Neighborhood Construction

Point out any areas in your neighborhood where construction is taking place. Look for machines that are being used. Talk about how each machine helps the workers do their jobs.

Fascinating Fish

Consider stopping at a local pet store to observe fish in aquariums. Talk about the different colors and sizes of the fish. Discuss whether fish are in local rivers, ponds, lakes, or other bodies of water. Look through various fish books as well.

My Project: Tool Apron

When I bring this project home, we can:

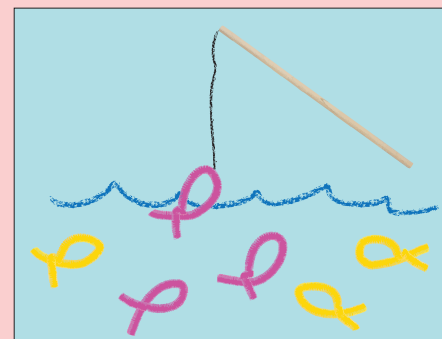
- Help me put on the waist apron and notice what is in the pocket.
- Look at tools that we have in our home.
- Visit a hardware store to see some of the tools.



My Project: Fish on a Rod

When I bring this project home, we can:

- Talk about the fish shapes and how I made them.
- Count the fish and name their colors.
- Practice drawing water waves on paper together.



FAMILY CONNECTION

Book List

What Can You Do with a Toolbox?

by Anthony Carrino and John Colaneri

Little Excavator

by Anna Dewdney

The Construction Alphabet Book

by Jerry Pallotta

Brick by Brick

by Heidi Woodward Sheffield

We Love Fishing!

by Ariel Bernstein

Fish Is Fish

by Leo Lionni

Skyfishing

by Gideon Sterer

Happy

by Mies Van Hout

Songs & Rhymes

Jonni Works with Hammers

Jonni works with one hammer,

One hammer, one hammer.

Jonni works with one hammer,

Then she works with two.

Repeat the verse, increasing the number of hammers by one in the last line until you reach five.

Jonni works with five hammers,

Five hammers, five hammers.

Jonni works with five hammers,

Then she goes to sleep.

I'm a Little Fish

Sung to "I'm a Little Teapot"

I'm a little fish, I swim and play

In the cool water, all through the day.

When I get excited, I jump up high—

Splish, splash, splish toward the sun and sky!

Recipe

Berry Yogurt Cups

assorted berries
(e.g., strawberries,
blackberries,
blueberries)

Greek yogurt
honey OR pure maple
syrup (optional)



Bring out the assorted berries and name them together. Wash the berries, and cut off the tops of the strawberries. Invite your child to help chop the berries into bite-sized pieces using a child-safe knife.

Place several berries into silicon baking cups. Top the berries with 2 T. of Greek yogurt, and smooth the tops slightly with the back of a spoon. Note: To sweeten the treat, stir a little honey or pure maple syrup into the yogurt in advance. *Note: Honey should not be served to children under age 1.*

Freeze the baking cups for at least one hour. Unmold and place on a plate. Can your child still see the berries they added? Offer them a spoon to enjoy their icy treat.

Reminders